

「日本語版と一緒に渡してください」

# RESOURCES AND GARBAGE COLLECTION

(ごみと資源物の分別方法)

Refer to the collection Schedule and fill in the day of the week below. (Please check the back cover)

(裏表紙の収集スケジュールを参照し、曜日を書いて下さい)

P2

How to dispose Paper Garbage and Clothes (紙・布・衣類)

P3

How to dispose Bottles, Cans and Pet Bottles (びん・缶・ペットボトルの出し方)

P4

How to dispose Plastic Resources (プラスチック類の出し方)

P5

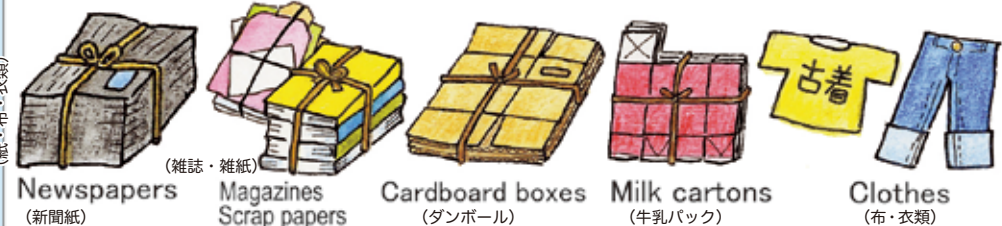



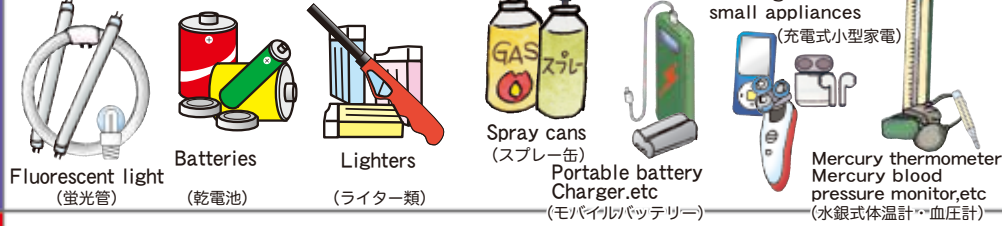

How to dispose Burnable Garbage (可燃ごみの出し方)

P6

How to dispose Non-Burnable Garbage (不燃ごみの出し方)  
How to dispose Hazardous Waste (有害ごみの出し方)

P7


How to dispose Bulky Waste (粗大ごみの出し方)

Recyclable Resources (資源)	 <p>Newsletters (雑誌・雑紙) Newspapers (新聞紙) Magazines Scrap papers Cardboard boxes (ダンボール) Milk cartons (牛乳パック) Clothes (布・衣類)</p>	Twice a month (月2回)
Bottles, Cans, Pet bottles (びん・缶・ペットボトル)	 <p>Bottles (びん) Cans (缶) PET bottles (ペットボトル)</p>	Once a week (週1回)
Plastic Resources (プラスチック類)	 <p>Food trays Food containers (食品トレイ) Plastic bags (ビニール袋) Plastic containers (プラスチック製の食品容器)</p>	Once a week (週1回)
Burnable Garbage (可燃ごみ)	 <p>Kitchen garbage (生ごみ) shoes (靴・スリッパ) Non-recyclable paper (宅配ピザ容器) Tree branches (枝木) Diapers (紙オムツ)</p>	Twice a week (週2回)
Hazardous Waste (有害ごみ)	 <p>Fluorescent light (蛍光管) Batteries (乾電池) Lighters (ライター類) Spray cans (スプレー缶) Portable battery Charger, etc (モバイルバッテリー) Rechargeable small appliances (充電式小型家電) Mercury thermometer Mercury blood pressure monitor, etc (水銀式体温計・血圧計)</p>	Once a month (月1回)
Non-Burnable Garbage (不燃ごみ)	 <p>Metal products (金属製品) Items with metal parts fixed (金属をふくむ製品) Glass pieces, China ware (ガラス製品・陶磁器)</p>	Once a month (月1回)

**Important (重要)**  
Put out garbage before 8:30 am on designated days at designated collection places  
(8時30分までに、決められた日・場所にごみを出してください)

**Public holidays are also collection days**  
(祝日も収集します)

Please do not mix paper garbage and plastic garbage with Burnable Garbage!  
(紙やプラスチック類を燃やせるごみとして出さないで下さい)



- Paper garbage plastic containers and packaging recycling are very valuable. At Kuki City we put in a lot of effort to separate and correctly dispose of garbage for environmental protection and recycling of resources.
- If paper garbage, plastic garbage are mixed up, garbage won't be collected. We will put a sticker on the garbage so that you will correctly dispose it.



# How to Dispose of Recyclable Resources

(リサイクル可能なごみ)

## Paper Garbage and Clothes

(紙と衣類)

Sort out and bundle with a rope  
(別々に分けてヒモでしばってたばねる)

### Paper Garbage

●Newspapers (新聞紙)



●Cardboard boxes (ダンボール)

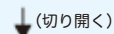


●Milk cartons (牛乳パック)

Rinse cartons (洗う)



Cut open cartons and make them flat (切り開く)



Dry them (乾かす)



Tie them in a bundle (しばってたばねる)



●Magazines, Scrap papers

Books, Notebooks, Newspaper ad-inserts, Postcards, Letters, Paper boxes, Wrapping papers, Envelopes, Memo papers etc



Small pieces of paper may be easy to bundle with magazines or leaflets or to insert in an envelope (小さな紙類は封筒や雑誌にはさむ)



Please remove metal or plastic parts (金属とプラスチックの部分を分離させる)

remove plastic (ビニール部分を分離させる)

### Clothes (布・衣類)

Example (例)

●Clothes (古衣料)

(Do not remove buttons and zippers)

Shirts, Suits, Trousers, Skirts, Underwears, Sweaters, Coats, Jumpers, Socks, Neckties, Kimonos, Obi

●Cloth (布)

Sheets, Towel, Curtains, Laced curtain, Blankets, (シーツ、タオル、カーテン、レースのカーテン、毛布)

● Wash, dry and fold them (洗って、乾かして、しばってたばねる)

● If it is raining, do not dispose of them or put them in a clear plastic bag (雨の日は基本的に出さないでください。もし出す場合はビニール袋に入れてください)



### Items that you cannot dispose of (Example) (出せないもの) (例)

These things are not suitable for recycling. Dispose of the garbage below as burnable garbage (これらはリサイクルできないものです。可燃ごみで出して下さい)

(銀色) Silver Color



Packs that are silver inside (内部が銀色の飲料パック)



Paper that is covered by oil and food (ex. pizza boxes, cake boxes) (油や食べ物が付着しているもの)



Shredded papers (シュレッダーされた紙)



Used tissues (使用済ティッシュペーパー)



Paper that have a strong smell (Incense stick pack, Detergent pack, Cigarettes pack) (強いにおいの箱)




Futon, Rug, Carpets (寝具、じゅうたん、カーペット)



Fax paper (FAX用紙)

Thermal paper (感熱紙)



Copying paper Carbon paper (カーボン紙)



Padded garments, Judo clothes, Hats, Gloves (はんてん、柔道着、帽子、手袋)



Stickers, Oil paper, Paper cups, Photos-mounts (油紙、紙コップ、写真、ステッカー)



# Recyclable Resources

(リサイクルできるもの)

## How to Dispose of Bottles, Cans and PET Bottles

(びん・缶・ペットボトルの出し方)

### How to dispose of bottles, cans and PET bottles

(びん・缶・ペットボトルの出し方)



Put it in a clear plastic bag  
(透明袋に入れる)

The lid and labels should be disposed of as plastic containers and packaging. The metal lid should be disposed as Non-Burnable Waste.

(フタとラベルを取り外し、プラスチック等のフタはプラスチック類、金属製のフタは不燃ごみ)



transparent enough for contents to be seen



### Bottles (びん) Glass bottles for food and drink



Seasoning (調味料)



Juice (ジュース)



Alcohol (お酒)



Canned food (びん入り食品)

Take off the lid and rinse the inside.  
(フタをはずし 水で内部を洗う)



Vitamin drink (ビタミンドリンク)



Coffee (コーヒー)



Jam (ジャム)

### Cans Metal or aluminum cans for food and drink



Drink cans (飲料缶)



Green tea cans (お茶缶)



Laver cans (のり缶)



Cooking oil cans (油缶)



Canned food cans (食品缶詰)



Pet food cans (ペットフード缶)



Snack cans (お菓子缶)



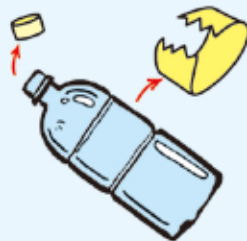
Milk cans (ミルク缶)

### PET Bottles (ペットボトル)

The way to dispose bottles is different.  
(ペットボトルの出し方)



as marked PET  
(ペットボトルのマーク)



Remove the lid and labels  
(フタとラベルをはずす)



Rinse inside  
(中をすすぐ)



Crush PET bottles  
(つぶす)

### Items that you cannot dispose of (Example)

(出せないもの) (例)



18liter cans (18リットル缶)



Cosmetics bottles (化粧品びん)

Agricultural pesticide bottle (農業びん)



Plastic oil bottles (プラスチック製の油容器)



Sauce bottles (プラスチック製のソース容器)



Gas cylinder cassette (ガスボンベ)



Glass ware (ガラス製品)



Machine oil cans (機械油缶)



Plastic lids (プラスチック製のフタ)



Detergent and cleanser bottles (洗剤の容器)



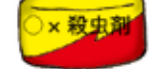
Insecticide cans (スプレー式の殺虫剤)



Insecticide bottles (スプレーでない殺虫剤)



Paint cans (塗料缶)



Spray cans (スプレー缶)

dispose of as Non-Burnable Garbage  
(不燃ごみ)

dispose of as Plastic Resources and Packaging  
(プラスチック類)

dispose of as Hazardous Waste  
(有害ごみ)



# How to Dispose of Plastic resources

(プラスチック類の出し方)




- ① Empty thoroughly (内容物を出す) ② Remove leftovers (残り物を取り除く) ③ Remove solid contents (土も取り除く) ④ Cut hoses into pieces shorter than 50cm (50cm以下に切る)

## Example (例)

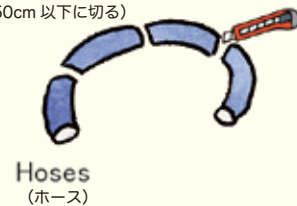


Special Disposal items (特殊なごみの出し方)

● These items need to be cut into pieces smaller than 50cm in both length and width (縦横 50cm以下に切る)



● Cut long items into pieces shorter than 50cm (縦横 50cm以下に切る)



## Non-Disposable plastic resources (Example)

(出せないもの) (例)





# How to Dispose of Burnable Garbage

(可燃ごみの出し方)  
It is the garbage that Kuki City defined as "burnable"  
(久喜市が「燃やせる」と決めたごみ)

specified bag (指定袋)



## Example (例)



Kitchen garbage (生ごみ)



Cigarette butts (吸い殻)



Eggshells (卵の殻)



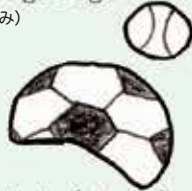
Shells (貝がら)



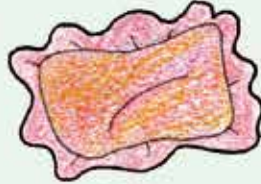
Grasses (soil off) (草) (土をとる)



Fermented soybeans packs (納豆の容器)



Balls (air out) (ボール) (空気を抜く)



Pillows (まくら)



Desiccants (防虫剤)



Cooling agents (保冷剤)



Sanitary napkins (衛生用品)



Plush toys (30cm or more) (ぬいぐるみ) (30cm以上)



Diapers (使いすておむつ)



Leather shoes・Japanese clogs・Sandals (履物)



Albums (アルバム)



Non-Recyclable papers

\* See the details on page 2 (リサイクルできない紙 ※2ページ参照)



Disposable heat packs (使いすてカイロ)

Solidify (固めた油)



Futons etc. (寝具・カーペット等)

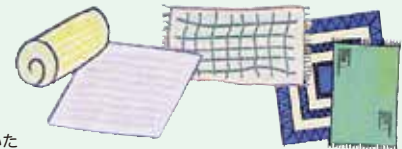


Cooking Oil (調理油)

Absorb in paper or cloth

(油をふいた紙や布)

\* Please absorb used cooking oil in paper or cloth, or use a solidifying agent before disposal.



Videotape Cassettes (ビデオテープ)



panty hoses (パンティーストッキング)

※Specified bag is unnecessary (指定袋は不要です)



Tree branches, twigs (枝木)

\* The items should be no bigger than 50cm in length and 10cm in thickness : Bind them with strings (長さ50cm、太さ10cm以下に切って束ねてください)

## Request (お願い)

Papers, Plastics Garbage are recyclable resources (紙、プラスチック類はリサイクル可能な資源です)



At the Sanitary Association, we put in a lot of effort to separate and correctly dispose of garbage for our environmental protection.

We appreciate your cooperation

(ごみを分別することは環境保護になります。ご協力お願いします)

## Caution (注意)



Put the burnable garbage in the specified bags. Garbage placed in other bags (paper bags, cardboard boxes) will not be collected.

(可燃ごみは指定袋に入れて出してください。紙袋やダンボール箱に入ったものは収集しません)



# How to Dispose of Non-Burnable Garbage

It is the garbage that Kuki City defined as "non-burnable"  
(不燃ごみの出し方)  
(久喜市が「燃やせない」と決めたごみ)

specified bag (指定袋)



## Metal products · Items with fixed metal parts · Glassware · Ceramics etc. (example)

(金属製品、金属部品を使っているもの、ガラス製品、陶磁器)

**Ceramics (陶磁器)**  
Pans · Kettles (なべ・やかん)  
Frying pans (フライパン)  
Glassware (ガラス製品)  
Tools (工具)

Household electrical appliances (小型電化製品)  
Gas stoves (ガスコンロ)  
Aluminum foil (アルミ製品)  
Incandescent bulbs (電球)  
Flower pots (植木鉢)

Flat glass · Mirrors (鏡)  
Leather Bags (バッグ)  
Cosmetics · Agricultural bottle (化粧品びん、農業びん)  
Mini-stereos (ミニステレオ)  
Radio cassette players (ラジカセ)

Razors (カミソリ)  
Edged tools (包丁)  
Vacuum cleaners (掃除機)  
Light appliances (照明器具)

Metal toys (金属製のおもちゃ)  
Telephones (電話機)  
Clocks (時計)  
Clothes pins (洗濯バサミ)

Umbrellas (カサ)  
18 liter cans (18リットル缶)  
Costume boxes (金属製の衣類ケース)  
FD MD (フロッピーディスク、ミニディスク)  
Filters of water purifiers (浄水器のフィルター)  
Scrubbing · Brushes (ブラシ)

Artificial flowers (造花)  
Legless chairs (座椅子)  
Electric blankets and carpets (電気毛布、電気カーペット)

**Spray cans are Hazardous Waste**

(スプレー缶は有害ごみ)

6



## How to dispose Hazardous Waste

(有害ごみの出し方)



transparent enough for contents to be seen

Thoroughly use up gas!

**Danger!**

No-need to punch a hole in the container  
(ガスは使い切る。危ないので容器に穴をあけないで)



**Incandescent bulbs as Non-Burnable**

(白熱電球は不燃ごみ)

- Fluorescent lights · Mercury thermometers (蛍光管)
- Lighters container (ライター類)
- Dry cell batteries (乾電池、ボタン電池・コイン型電池)
- Spray cans Gas cylinder cassettes (スプレー缶、ガス缶)
- Rechargeable small appliances (充電式小型家電)
- Mercury thermometer Mercury blood pressure monitor, etc (水銀式体温計・血圧計)
- Portable battery Charger, etc (モバイルバッテリー等)



# How to Dispose of Bulky Waste

(粗大ごみの出し方)


Required bulky waste ticket

(粗大ごみ処理券が必要です)

## Procedure for bulky waste collection (粗大ごみ収集の手順)



① Make reservation by phone  
Bulky Waste Reservation Center 31-8286  
Maximum amount: 5 items per one collection  
(電話で予約する。5個まで予約できます)



② Purchase tickets for the collection at the stores listed below for 550 yen per ticket  
(粗大ごみ処理券を販売店で買う。1枚 550円)

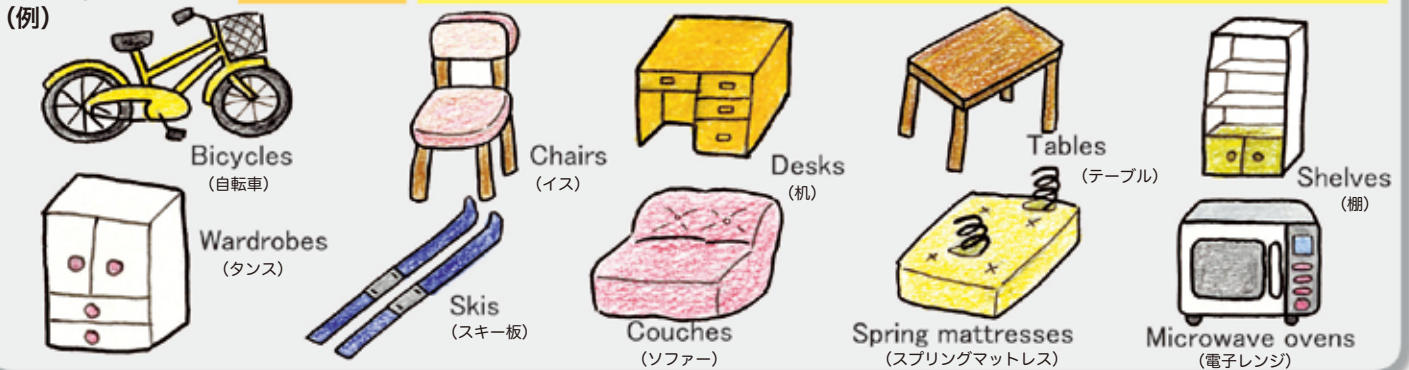


③ Put out your bulky items with the ticket attached on the designated date at the designated place  
(処理券を貼って出す)

## Example for bulky waste

Rough idea of bulky waste

Items that don't fit into 45 liter garbage bags (45リットルごみ袋に入らないもの)



## Bulky Waste Ticket Authorized Store (粗大ごみ処理券販売店)

Kuki Area	
Ushihiko(Meat shop)	Aoba 1-1-4-109
Lawson Kuki-Aoba	Aoba 2-6-3
Seven-Eleven Kuki-Aoba 4	Aoba 4-16-7
Seven-Eleven Kuki-Sogo-Undokoen-Nishi	Ezura 1679-1
Mikasa Beika Hongo	Otabukuro 437
Seven-Eleven Kuki-Kamikiyoku	Kamikiyoku 974-1
Benten	Kamihayami 150
Hishinuma Shoten(Liquor Shop)	Kamimachi 5-10
JA Nansai Kuki Ezura Branch	Kita-aoyagi 73
Family Fashion Masakiya	Kita-aoyagi 75
Daily Yamazaki	Kuki-Chuo 1-1-20
Hyakkado Nishiguchi	Kuki-Chuo 3-9-49
Tamura Yohin-Ten	Kuki-Chuo 3-9-55
Lawson Kuki-Chuo 3	Kuki-Chuo 3-9-55
Hidaka Liquor Shop	Kuki-Chuo 3-9-59
Aoki Tobacco Shop	Kuki-Chuo 4-7-5
Seven-Eleven Kuki-Kurihara 2	Kurihara 2-2-2
Seicomart Kuki-Shimohayami	Shimohayami 404-1
Seven-Eleven Kuki-Hinokuchi	Hinokuchi 574-1
Seven-Eleven Kuki-Honcyo 1	Honcyo 1-7-32
Masakura-Works	Honcyo 2-3-16
Kawabata Cycle Shop	Honcyo 5-7-7
Liquor Mone	Honcyo 5-10-44
Toubu Kagu	Honcyo 6-1-4
Masukawa Denki Honten	Honcyo 6-12-2
Goody Kakinuma	Honcyo 8-1-30
Shimasaki Denki Shokai	Minami 5-2-10
Jason Kuki	Yoshiba 1-45-8
Seven-Eleven Kuki-Yoshiba 2	Yoshiba 2-7-2

## Bulky Waste Tickets (粗大ごみ処理券)

- One Bulky Waste Ticket per item  
(Exception: Be sure to call in advance and make an appointment.)
- Since the Bulky Waste Tickets cannot be peeled once they are attached, make sure you attach them properly.
- If you dispose of bulky waste, please insure to put your name and the collection date.
- The Bulky Waste Tickets cannot be used for televisions, washing machines, or refrigerators, or air conditioners

# Kuki Area

Burnable Garbage (Monday, Thursday) Bottles (Friday) Plastic Resources (Tuesday) ← \* Example for Kuki-Chuo 1 → Hazardous Waste (First Wednesday) Non-Burnable Garbage (Second Wednesday)

Burnable Garbage (可燃ごみ)	Bottles cans PET bottles (びん・缶・ペットボトル)	Cardboard boxes (ダンボール)	Clothes (衣類)	Newspapers (新聞) Magazines Scrap papers (雑誌・雑紙)	Millicartons (牛乳パック)	Plastic Resources (プラスチック類)	Area (地域)	Hazardous Waste (有害ごみ)	Non-Burnable Garbage (不燃ごみ)
<b>Monday</b> (月曜)	Tuesday (火曜)	First, Third Tuesday (第1・3火曜)	Second, Fourth Tuesday (第2・4火曜)	Friday (金曜)	Friday (金曜)	Friday (金曜)	Kitanakasone, Rokumanbu, Kamikiyoku, Shimokiyoku, Tokoroguki, Ezura, Shimohayami, Kitaaooyagi, Otabukuro, Minami 1~5, Kuki-higashi 6, Aoge 1~4, Aoge, Keyakidai, Noguki・Koguki, (North of Kuki-Satte Line, Kandori), Kuki-kita 1~2, LionsGarden, RoyalCity	<b>First Wednesday</b> (第1水曜)	<b>Second Wednesday</b> (第2水曜)
	<b>Thursday</b> (木曜)	First, Third Friday (第1・3金曜)	Second, Fourth Friday (第2・4金曜)	Friday (金曜)	Tuesday (火曜)	Tuesday (火曜)	Kuki-chuo 1~4, Aoba 1 Aoba3~5, Kurihara1~4, Yoshiba-Nishi (East of Aoгеbori), Kurihara, Honcyo1~8, Kukihon, Kukishin, Kamihayami, Kamimachi, Hinokuchi, Hara, Yokebori	<b>Second Wednesday</b> (第2水曜)	<b>Third Wednesday</b> (第3水曜)
<b>Tuesday</b> (火曜)	Monday (月曜)	First, Third Monday (第1・3月曜)	Second, Fourth Monday (第2・4月曜)	Monday (月曜)	Thursday (木曜)	Thursday (木曜)	Kuki-higashi 1~5, Yoshiba・Nishi (West of Aoгеbori), Yoshiba1~5, Noguki・Koguki (South of Kuki-Satte Line), Aoba 2		